

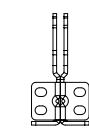
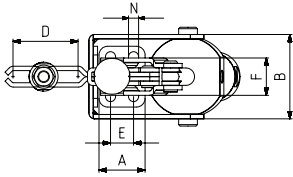

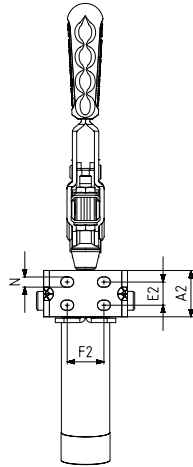
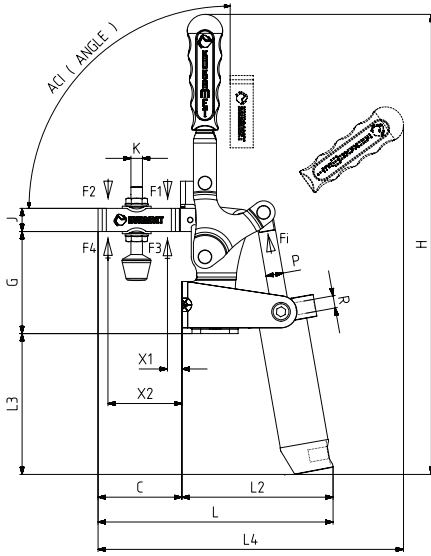


| MODEL NO    | F1 (N) | F2 (N) | F3 (N) | F4 (N) | Fi (N) | Vn (dm <sup>3</sup> ) | AÇI (ANGLE) (± 5 °) | AĞIRLIK (WEIGHT) (gr ±%2) | BAR |
|-------------|--------|--------|--------|--------|--------|-----------------------|---------------------|---------------------------|-----|
| 651 - 2 - H | 1200   | 700    | 1400   | 925    | 300    | 0,25                  | 90 °                | 620                       | 6   |
| 651 - 3 - H | 2000   | 1400   | 2500   | 1560   | 500    | 0,51                  | 90 °                | 985                       | 6   |
| 651 - 4 - H | 3000   | 2000   | 3300   | 2200   | 750    | 1,04                  | 90 °                | 2100                      | 6   |
| 651 - 5 - H | 4500   | 2500   | 5000   | 3000   | 1100   | 2                     | 90 °                | 3900                      | 6   |

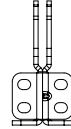
F1 - F2 : BASKI KUVVETİ ( EXERTING FORCE ), F3 - F4 : TUTMA KAPASİTESİ ( HOLDING CAPACITY ), Fi : UYGULAMA KUVVETİ ( APPLIED FORCE )

Vn, 6 BAR BASINÇTA ÇİFT HAREKET İÇİN HAVA TÜKETİM MİKTARIDIR ( Vn, AIR CONSUMPTION PER DOUBLE STROKE IN dm<sup>3</sup> AT 6 BAR )

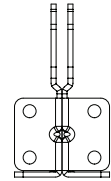
**Ayak Tipi: Dik Tabanlı, Kollu**  
Body Mounting Base: Vertical and with handle



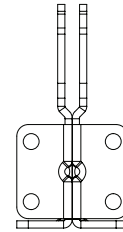
MODEL NO : 651-2-H



MODEL NO : 651-3-H



MODEL NO : 651-4-H



MODEL NO : 651-5-H



652  
Sayfa/Page: 86



251  
Sayfa/Page: 42



651  
Sayfa/Page: 84

**Pistonlar çift etkili, manyetik ve yastıklamalıdır**  
Pneumatic cylinders are double acting, magnetic and cushioning

| MODEL NO    | A  | A2 | B  | C   | D  | E    | E2   | F    | F2   | G    | H   | J  | K   | L   | L2  | L3  | L4  | N   | X1 | X2 | P    | R    | PİSTON Ø |
|-------------|----|----|----|-----|----|------|------|------|------|------|-----|----|-----|-----|-----|-----|-----|-----|----|----|------|------|----------|
| 651 - 2 - H | 26 | 26 | 51 | 54  | 42 | 12,5 | 12,5 | 27   | 27   | 65   | 261 | 13 | M6  | 146 | 92  | 82  | 174 | 6x8 | 12 | 42 | Ø 10 | G1/8 | 25       |
| 651 - 3 - H | 32 | 32 | 60 | 57  | 42 | 16   | 16   | 25,5 | 25,5 | 70,5 | 318 | 16 | M8  | 164 | 106 | 98  | 212 | 7x9 | 15 | 42 | Ø 12 | G1/8 | 32       |
| 651 - 4 - H | 50 | 50 | 79 | 89  | 67 | 32   | 32   | 45   | 45   | 100  | 393 | 20 | M10 | 230 | 141 | 101 | 287 | 9   | 22 | 70 | Ø 16 | G1/8 | 40       |
| 651 - 5 - H | 65 | 65 | 91 | 113 | 94 | 41,5 | 41,5 | 57   | 57   | 130  | 447 | 25 | M12 | 286 | 172 | 114 | 333 | 11  | 25 | 91 | Ø 20 | G1/8 | 50       |