

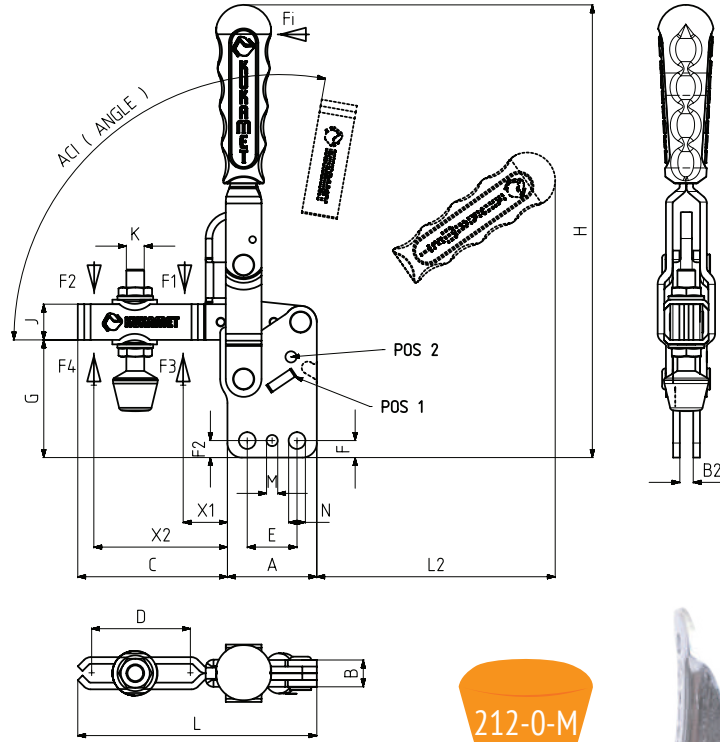
212



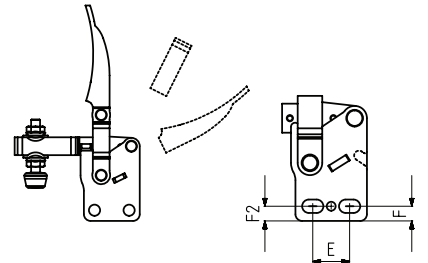


MODEL NO	PASLANMAZ (STAINLESS)	SİYAH (BLACK)	F1 (N)	F2 (N)	F3 (N)	F4 (N)	Fi		BASKI VİDASI (SQUEEZE SCREW)	AÇI (ANGLE) (± 5 °)		AĞIRLIK (WEIGHT) (gr ±%2)
							(X1) VERİM (YIELD) (F1:Fi)	(X2) VERİM (YIELD) (F2:Fi)		KOL DAYAMA AÇISI (ARMSREST ANGLE)		
										POS 1	POS 2	
212 - 0 - M	S 212 -	B 212 -	550	350	700	455	10:1	5:1	M4X25	115°	-	80
212 - 0	S 212 -	B 212 -	550	350	700	455	10:1	5:1	M4X25	115°	-	72
212 - 1	S 212 -	B 212 -	750	500	1000	680	12:1	8:1	M5X35	105°	-	155
212 - 2	S 212 -	B 212 -	1200	700	1400	925	12:1	7,5:1	M6X40	105°	-	230
212 - 3	S 212 -	B 212 -	2000	1400	2500	1560	11:1	8:1	M8X50	105°	-	415
212 - 4	-	B 212 -	3000	2000	3300	2200	11,5:1	8:1	M10X70	135°	105°	900
212 - 5	-	B 212 -	4500	2500	5000	3000	12:1	7:1	M12X80	135°	105°	1540

F1 - F2 : BASKI KUVVETİ (EXERTING FORCE) , F3 - F4 : TUTMA KAPASİTESİ (HOLDING CAPACITY) , Fi : UYGULAMA KUVVETİ (APPLIED FORCE)

Ayak Tipi: Dikey Tabanlı
Body Mounting Base: Vertical



212-0-M



MODEL NO : 212-0-M
(KAPLAMASIZ METAL SAP)
(UNCOATED METAL HANDLE)

MODEL NO : 212-2

- 
212-L
 Sayfa/Page: 25
- 
212-D
 Sayfa/Page: 20
- 
112
 Sayfa/Page: 8
- 
711
 Sayfa/Page: 97

MODEL NO	A	B	B2	C	D	E	F	F2	G	H	J	K	L	L2	M	N	X1	X2
212 - 0 - M	25	8	4	31	20	15,5	5	-	29	96	8	M4	56	50	-	Ø 5	11	22
212 - 0	25	8	4	31	20	15,5	5	-	29	88	8	M4	56	45	-	Ø 5	11	22
212 - 1	26	10	5	44	26	16	5	5,75	35	137	10	M5	70	75	Ø5	Ø 5	18	34
212 - 2	32	10	5	62	42	16,5	6,5	6,5	39	154	13	M6	94	85	Ø4	6 x 9,5	20	50
212 - 3	40	12	6	67	42	22,5	7,5	7,6	52	202	16	M 8	107	110	Ø5	Ø 7,5	25	52
212 - 4	52	16	8	100	67	32	12	11	70	263	20	M10	152	160	Ø5	Ø 9	34	82
212 - 5	65	20	10	130	88	42	15,5	11,6	82	287	25	M12	195	165	Ø6	Ø 9	42	107