


MODEL NO	SİYAH (BLACK)	F1 (N)	F2 (N)	F3 (N)	F4 (N)	F5 (N)	F6 (N)	F7 (N)	F8 (N)	Fi		AÇI (ANGLE) (± 5°)	AĞIRLIK (WEIGHT) (gr ±%2)		
										(X1) VERİM (YIELD) (F1:Fi)	(C1) VERİM (YIELD) (F2:Fi)		C1	C2	C3
113 - 1 - D	B 113 -	850	650	200	100	1000	800	200	125	7:1	3:1	90°	136	156	164
113 - 2 - D	B 113 -	1000	750	300	220	1200	1000	350	250	7:1	3:1	90°	215	282	306
113 - 3 - D	B 113 -	2300	1250	560	400	2500	1350	740	530	8:1	4:1	90°	370	414	432
113 - 4 - D	B 113 -	3500	1800	900	700	3650	2000	1035	800	9:1	4:1	90°	840	915	980
113 - 5 - D	B 113 -	4500	2000	1250	1000	5000	2125	1350	1080	10:1	5:1	90°	1705	1808	1906

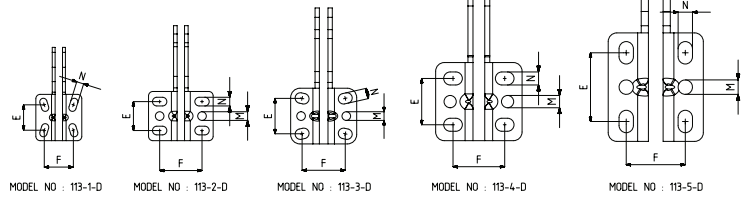
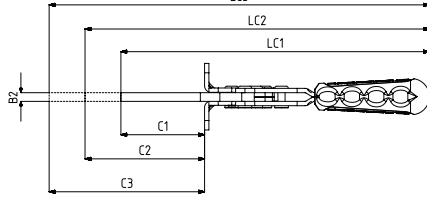
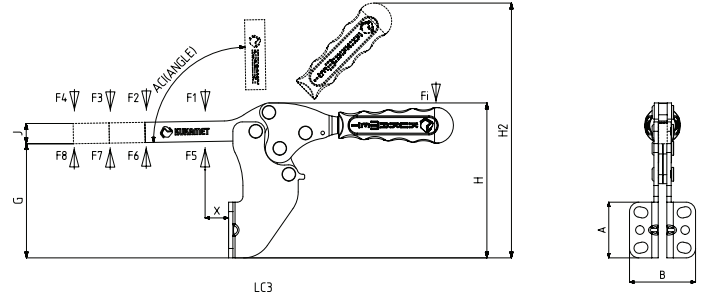
F1 - F2 - F3 - F4 : BASKI KUVVETİ (EXERTING FORCE) , F5 - F6 - F7 - F8 : TUTMA KAPASİTESİ (HOLDING CAPACITY) , Fi : UYGULAMA KUVVETİ (APPLIED FORCE)

113-D



*911-951-G (sayfa 128-131)
 Bkz. Aksesuar Sayfası
 *911-951 -G (page 128-131)
 Please See Accessories Page

Ayak Tipi: Yan Tabanlı
 Body Mounting Base: Side Ward




113-D-L
 Sayfa/Page: 12



213-D
 Sayfa/Page: 23



213
 Sayfa/Page: 22



MODEL NO	A	B	B2	C1	C2	C3	E	F	G	H	H2	J	LC1	LC2	LC3	M	N	X1
113 - 1 - D	32	32	5	40	90	140	17,5	20	55	73	128	10	148	198	248	-	5x9	12
113 - 2 - D	34	45	5	60	110	160	20	29,5	34	90	149	14	184	234	284	Ø 6	6x10	13
113 - 3 - D	38,5	46	6	58	108	158	24,5	30	41	107	183	14	215	265	315	Ø 6	7x9,5	16
113 - 4 - D	54	60	8	91	141	191	32	36	46,5	135	230	19	296	346	396	Ø 8,5	9x13	18
113 - 5 - D	75	66	10	117	167	217	47,5	42	54	177	291	25,5	345	395	445	Ø 10	10x15,5	25