


712


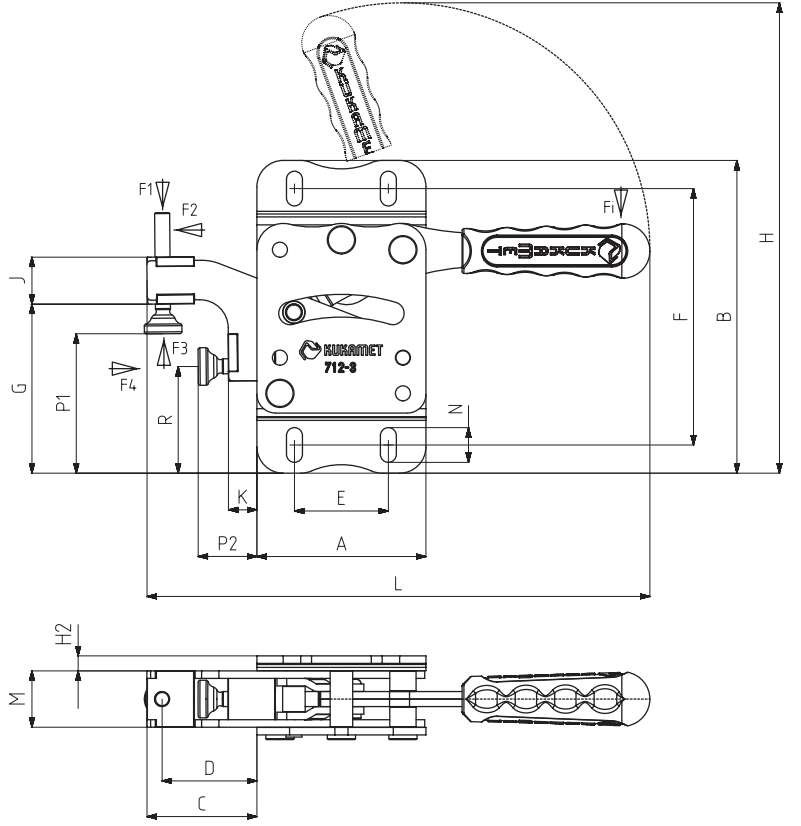


MODEL NO	F1 (N)	F3 (N)	F3 (N)	F4 (N)	Fi		AĞIRLIK (WEIGHT) (gr)
					VERİM (YIELD) (F1:Fi)	VERİM (YIELD) (F2:Fi)	
712-1	1000	1000	1000	1000	14:1	8:1	405
712-2	2000	2000	2000	2000	17:1	9:1	800
712-3	3000	3000	3000	3000	19:1	11:1	1670

F1 - F2 : BASKI KUVVETİ (EXERTING FORCE) , F3 - F4 : TUTMA KAPASİTESİ (HOLDING CAPACITY) ,
Fi : UYGULAMA KUVVETİ (APPLIED FORCE)



Ayak Tipi: Yatay Tabanlı
Body Mounting Base: Horizontal



MODEL NO	A	B	C	D	E	F	G	H	H2	J	K	L	M	N	P1 Min.	P1 Max.	P2 Min.	P2 Max.	R
712-1	56	106,5	38	32,5	40	84,5 - 91,5	58,5	164,5	8	15	10	173	16	5,5 x 9	31,5	49,5	19	37	37
712-2	75	136,5	48	41	50	106,5 - 119,5	75	209	9	20	12	223	20	6,5 x 13	47	64	22	39	47,5
712-3	90	166,5	58	50	50	126,5 - 146,5	90	250	10	25	15	268	30	8,5 x 18,5	51	77	28	54	57