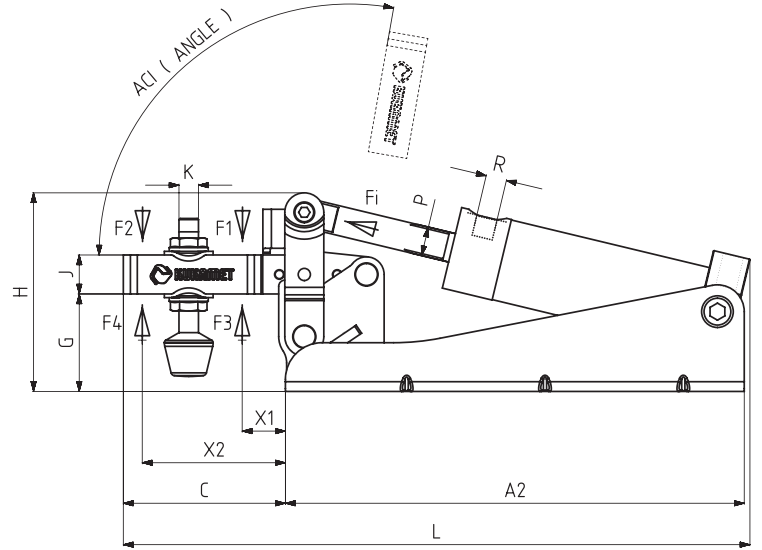



MODEL NO	F1 (N)	F2 (N)	F3 (N)	F4 (N)	Fi (N)	Vn (dm <sup>3</sup> )	AÇI (ANGLE) (± 5°)	AĞIRLIK (WEIGHT) (gr)	BAR
631-1	750	500	1000	680	190	0.14	95°	470	6
631-2	1200	700	1400	925	300	0.25	95°	765	6
631-3	2000	1400	2500	1560	500	0.51	95°	1100	6
631-4	3000	2000	3300	2200	750	1.04	95°	2020	6
631-5	4500	2500	5000	3000	1100	2	95°	3610	6

F1 - F2 : BASKI KUVVETİ ( EXERTING FORCE ), F3 - F4 : TUTMA KAPASİTESİ ( HOLDING CAPACITY ), Fi : UYGULAMA KUVVETİ ( APPLIED FORCE )

Vn , 6 BAR BASINÇTA ÇİFT HAREKET İÇİN HAVA TÜKETİM MİKTARIDIR ( Vn , AIR CONSUMPTION PER DOUBLE STROKE IN dm<sup>3</sup> AT 6 BAR )

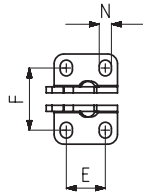
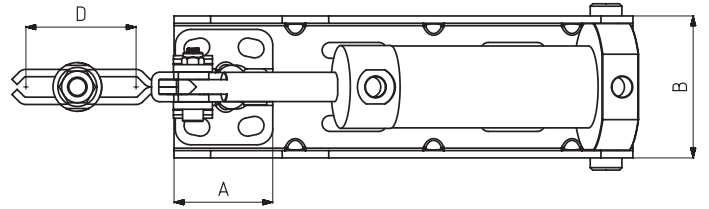
631



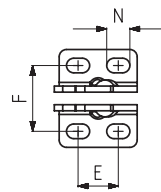
### Ayak Tipi: Yatay Tabanlı, Arka Bağlantılı

#### Body Mounting Base: Horizontal, Tied Behind

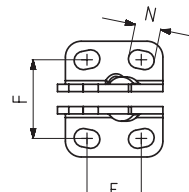
Pistonlar çift etkili, manyetik ve yastıklıdır.  
 Pneumatic cylinders are double acting, magnetic and cushioning.



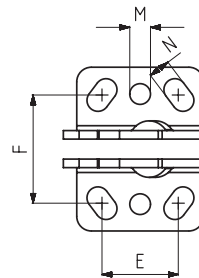
MODEL NO: 631-1



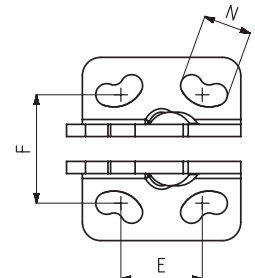
MODEL NO :631-2



MODEL NO :631-3



MODEL NO :631-4



MODEL NO :631-5

MODEL NO	A	A2	B	C	D	E	F	G	H	J	K	L	M	N	X1	X2	P	R	PİSTON Ø
631-1	26	155	44	42	26	16	24 - 27	25	52	10	M5	198		5 x 6,5	16	32	Ø 8	G1/8	20
631-2	32	171	51	60	42	13 - 20	27	29	61	13	M6	232		6 x 9,5	18	48	Ø 10	G1/8	25
631-3	40	188	58	66,5	42	19 - 25	31,5 - 32,5	40	81	16	M 8	257		7,5x10,5	25	52	Ø 12	G1/8	32
631-4	52	227	77	98,5	67	28 - 34,5	40 - 48,5	50	104	20	M10	330	Ø 8.5	9x14,5	32	80	Ø 16	G1/8	40
631-5	65	275	92	125	88	24,5 - 45	44,5 - 52	62	128	25	M12	400		9x19,5	36	101	Ø 20	G1/8	50